

Brighton  
Ultimate



## UKUA Open Tour 2 – Top 16 + Women's 4<sup>th</sup> +5<sup>th</sup> July 2009

### Welcome to Tour 2


Welcome back to Brighton for our second Tour event. We hope you'll have no problems, but if you've any at all, contact a Brighton player and we will endeavour to help. All feedback positive or negative is appreciated.

**Enjoy the weekend.**

Brighton Ultimate

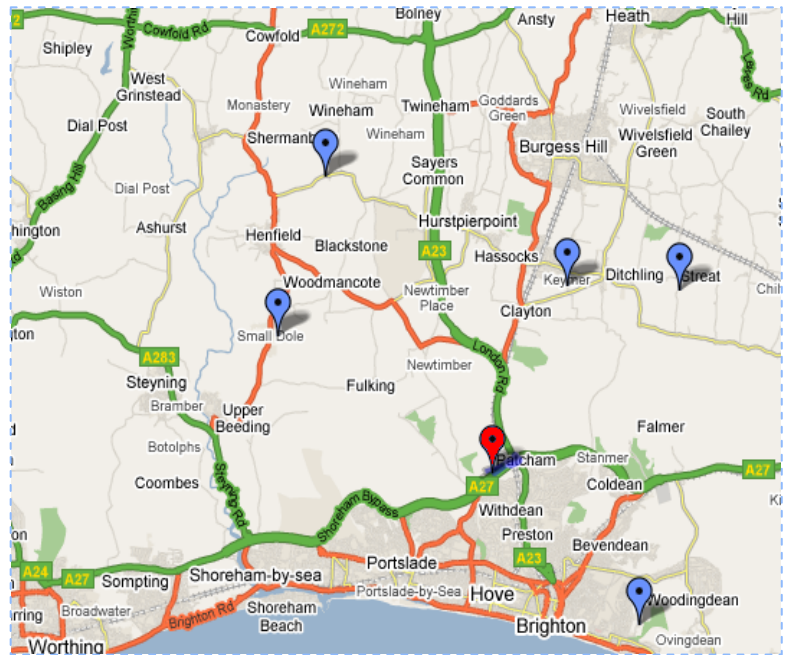
## Location

Tour 2 will be held at

 Waterhall Sports Ground, Brighton BN1 8YR

Accommodation is

 Campsites



Check out this online guide

<http://maps.google.com/maps/ms?ie=UTF&msa=0&msid=116611493201726335722.00044d967bd877532d628>

## Directions

### Directions from North

- Exit M25 at J7.
- Join M23 southbound – signposted Gatwick and Brighton.
- After 14 miles, continue straight onto A23.
- After 16 miles, approach roundabout on outskirts of Brighton.
- At roundabout, turn RIGHT (3<sup>rd</sup> exit) onto Mill Road.
- CAUTION as you pass through narrow bridge.
- 100 yards after bridge, turn RIGHT onto Waterhall Road.
- Pass through tunnel, then turn LEFT.
- After 400 yards, Waterhall sports ground is on your RIGHT.

### Directions from West

- Exit A27 at the A2038 junction – signposted Hove.
- At roundabout, turn RIGHT (3<sup>rd</sup> exit) and cross A27.
- At roundabout, turn LEFT (2<sup>nd</sup> exit) onto Mill Road.
- Proceed down steep hill.
- After 1 mile, turn LEFT onto Waterhall Road.
- Pass through tunnel, then turn LEFT.
- After 400 yards, Waterhall sports ground is on your RIGHT.

### Directions from East

- Exit A27 at the A23 junction – signposted London and Brighton.
- At roundabout, turn LEFT (1<sup>st</sup> exit).
- At roundabout, go STRAIGHT OVER (2<sup>nd</sup> exit) onto Mill Road.
- CAUTION as you pass through narrow bridge.
- 100 yards after bridge, turn RIGHT onto Waterhall Road.
- Pass through tunnel, then turn LEFT.
- After 400 yards, Waterhall sports ground is on your RIGHT.

N.B. Please let us know if you need directions from the campsites (contacts below)

## **Parking**

Please park in the car parks next to the pavilion and astroturf pitch. Only use the entrance road if the other two are full. There will be parking attendants to help you.

## **Before the Games**

There will be **no** Captain's Meeting; instead please visit Tournament HQ to pick up your **Team pack** (Captain's Pack, Schedule, Team Disc) and ask any questions you might have.

## **After the Games**

### **GB World Games vs All-stars**

There will be an exhibition game at 18:10 on pitch 5 between the GB World Games team and an All-Stars pick up team.

### **Showers & Changing facilities**

We are using both the pavilion next to the pitches and the rugby club. In the morning there will be changing rooms available in the pavilion for both men and women. However, we are unable to segregate the pavilion showers, so **after 4pm** the pavilion showers will be for men only while the rugby club changing rooms will be for women. We hope the ladies won't mind the extra distance in return for better facilities. Last games of the day in the Women's schedule are on pitches 1-8 for this reason.

### **Toilets**

During the day women should use the toilets inside the pavilion while men should use those outside. Again there will be signs. There are also toilets at the Rugby Club.

### **Party**

After you've had a post match drink at the bar we would encourage you to go into Brighton and have a meal at some of the very good (both in terms of quality and value) restaurants. Have a look at your map for suggestions.

After that we hope you can join us on the beach, opposite Gemini bar, for a few drinks (see map for exact location). You can bring beverages of your choice with you or you can get drinks from the many bars that line the seafront. If you are driving you should be able to find a parking space on Madeira Drive or on the Seafront where parking is free after 6pm. (see Map of Brighton)

## Health and Safety

### First Aid

There will be both a St John's Ambulance and a sports physio in attendance at the event, based at Tournament HQ. Both will have walkie-talkies to allow them to get to pitch side if necessary.

### Sports Massage

There will be Sports Massage on offer in one of the changing rooms near the main fields or in the main HQ (depending on the weather). £5 for 10/15 minutes.

## Food, Water and Waste

### Water

Fresh water will be provided by 2 water containers per pitch, with additional containers at the Tournament HQ. If you don't have 2 water containers by your pitch, it is likely to be getting filled, but if you're concerned please contact anyone from Brighton Ultimate or Tournament HQ and they will sort it out for you. You can also fill your own water bottle from inside the pavilion.

### Pitch side Food

We will be selling Lucozade, chocolate, flapjacks, crisps and fruit next to the pitches. We will also be giving away bananas **free** on both days while our stocks last. If you want to visit a supermarket, we have marked the ASDA on the map of Brighton enclosed within the Captain's pack.

### Barbeque

The Rugby Club will be running a Barbeque by the pitches from around 11 on each day. Their bar will also be open and we would encourage you to frequent it on Saturday once you have finished playing.

### Waste

We would like to make a big effort to re-cycle the leftover packaging. There will be waste stations dotted about with clearly labelled containers for different types of materials. It will help us if you make sure you're using the correct receptacle.

## Contacts

Tournament Director: 07870 644827 – Ala  
(Available all weekend)

Directions: 07854 826453 - Jason  
(Available all weekend)

Alternatives: 07811263426 - Cat  
07855407328 - Kieran

▶ Pitch Map






## ▶ Scores and Spirit

Please complete a section and return to Tournament HQ after each game. Please use the guide below to assist you in determining your score.

If you forget than make sure you hand in at the end of the day

The spirit prize will be the donation of £100 to the charity of the winning team's choice, but this won't be announced at the prize giving.

	0 points	1 point	2 points	
Respect	poor	normal	excellent	They communicated Objectively and without aggressive language. They were willing to believe calls were made in good faith. Were on time. Kept to time limits for discussions, time-outs, between points etc.
Fair-Mindedness	poor	normal	excellent	Players pointed out their own fouls. They corrected their own team player calls. In an important situation they admitted that the opponent was probably right. Avoided frequently calling non-obvious travels and picks
Positive Attitude	poor	normal	excellent	They introduced themselves to the opponent. They complimented the opponent for good plays. Left a positive impression in an after-the-game Spirit Circle, etc.
Emotional Management	poor	normal	excellent	Their reaction towards disagreements, successes, and mistakes was appropriately mature
Avoiding Body Contact	poor	normal	excellent	They were aware of other player's body location and movement and avoided dangerous plays
Avoiding Violations and Fouls	poor	normal	excellent	They tried to avoid fouls and violations. Their marks were legal. They did not commit offside violations etc.
Knowledge of the Rules	poor	normal	excellent	They knew the rules and/or had the willingness to learn and teach them. They did not make unjustified calls
Their Spirit Compared to Ours	worse	same	better	How was their Spirit compared to our own Spirit?
				



Game

Your Team
Opponent

7

Score
Score

Spirit

Score
-------

Game

Your Team	Score
Opponent	Score

Spirit

Score
-------



Game

Your Team	Score
Opponent	Score

Spirit

Score
-------



Game

Your Team	Score
Opponent	Score

Spirit

Score
-------



Game

Your Team	Score
Opponent	Score

Spirit

Score
-------



Game

Your Team	Score
Opponent	Score

Spirit

Score
-------